

What is a Consumer Confidence Report (CCR)?

We proudly present our Annual Water Quality Report, also referred to as a CCR. CCRs provide customers with important information regarding the quality of their drinking water. They let customers know what contaminants, if any, were detected in their drinking water, as well as associated potential health effects. We are pleased to report the results of the laboratory testing of your drinking water during the calendar year of 2025. For your information, we have compiled a list of tables showing the testing of your drinking water during 2025.

Our Mission

Central States Water Resources (CSWR) is working to bring safe, reliable, and environmentally responsible water resources to every community in the U.S.

Our Vision

CSWR is transforming how water utilities work by using technology and innovation to quickly assess and invest in reliable infrastructure that meets or exceeds stringent state and federal safety standards, ensuring all communities across the U.S. have access to safe, clean and reliable water resources while protecting the aquifers, lakes, rivers and streams that are essential to our world.



Name
Address Line 1
Address Line 2



Hillside Estates PWS ID TX0080049 Annual Water Quality Report 2025

Puede solicitar una copia en español de su Informe de Confianza del Consumidor llamando al 1-866-301-7725 o enviando un correo electrónico a support@cswrtexaswateruoc.com.

ATTENTION: Landlords and Apartment Owners!

Please share a copy of this notice with your tenants. It includes important information about their drinking water quality.

2025 ANNUAL DRINKING WATER QUALITY REPORT

PWS ID#: TX0080049

We are pleased to present our Annual Drinking Water Quality Report to you covering the period from January 1, 2025 to December 31, 2025. This report is a summary of the quality of the water we provide to our customers. The analysis was made by using the data from the most recent U.S. Environmental Protection Agency (EPA) required tests. We hope this information helps you become more knowledgeable about what's in your drinking water.

WATER SOURCES

The sources of drinking water (both tap water and bottled water) include rivers, lakes, streams, ponds, reservoirs, springs, and wells. As water travels over the surface of the land or through the ground, it dissolves naturally-occurring minerals and, in some cases, radioactive material, and can pick up substances resulting from the presence of animals or from human activity.

Contaminants may be found in drinking water that may cause taste, color, or odor problems. These types of problems are not necessarily causes for health concerns. Contaminants that may be present in source water before treatment include:

- **Microbial** contaminants, such as viruses and bacteria, which may come from sewage treatment plants, septic systems, agricultural livestock operations, and wildlife.
- **Inorganic** contaminants, such as salts and metals, which can be naturally-occurring or result from urban storm water runoff, industrial or domestic wastewater discharges, oil and gas production, mining, or farming.
- **Pesticides and herbicides**, which may come from a variety of sources such as agriculture, urban storm water runoff, and residential uses.
- **Organic** chemical contaminants, including synthetic and volatile organic chemicals, which are by-products of industrial processes and petroleum production, and can also come from gas stations, urban storm water runoff, and septic systems.
- **Radioactive** contaminants, which can be naturally-occurring or be the result of oil and gas production and mining activities.

WHERE DO WE GET OUR DRINKING WATER?

Your drinking water is ground water from the **Gulf Coast Aquifer in Austin County**. TCEQ completed an assessment of your source water, and results indicate that our sources have **some susceptibility to contaminants**. The sampling requirements for your water system is based on this susceptibility and previous sample data. Any detections of these contaminants will be found in this Consumer Confidence Report. For more information on source water assessments and protection efforts at our system contact CSWR-Texas at 1-866-301-7725.

SPECIAL HEALTH INFORMATION

Some people may be more vulnerable to contaminants in drinking water than the general population. Those who are undergoing chemotherapy or living with HIV/AIDS, transplants, children and infants, elderly, and pregnant women can be at particular risk for infections. If you have special health care needs, please consider taking additional precautions with your drinking water and seek advice from a health care provider. For more information visit www.epa.gov/safewater/healthcare/special.html.

LEAD AND DRINKING WATER

If present, elevated levels of lead can cause serious health problems, especially for pregnant women and young children. Lead in drinking water is primarily from materials and components associated with service lines and home plumbing. CSWR-Texas is responsible for providing high quality drinking water but cannot control the variety of plumbing materials. When your water has been sitting for several hours, you can minimize the potential for lead exposure by flushing your tap for 30 seconds to 2 minutes before using water for drinking or cooking. In compliance with Federal Regulation (40 CFR Part 141 Subpart 1) CSWR finds it necessary for the health and safety of our customers to adopt lead control standards which ban the use of lead materials in the public drinking water system and private plumbing connected to the public drinking water system. Your Lead Service Line Inventory has been completed. To view your completed inventory please visit <https://centralstateswaterresources.com/texas-lsli/>

ALL DRINKING WATER MAY CONTAIN CONTAMINANTS





In order to ensure that tap water is safe to drink, the Environmental Protection Agency (EPA) prescribes regulations which limit the amount of certain contaminants in water provided by public water systems. FDA regulations establish limits for contaminants in bottled water which must provide the same protection for public health.

Drinking water, including bottled water, may reasonably be expected to contain at least small amounts of some contaminants. The presence of contaminants does not necessarily indicate that water poses a health risk. More information about contaminants and potential health effects can be obtained by calling the EPA Safe Drinking Water Hotline (800-426-4791).

HOW TO PARTICIPATE

Protecting drinking water at its source is an important part of the process to treat and deliver high quality water. It takes a community effort to protect shared resources. This includes utilities, businesses, residents, government and non-profit organizations.

What can you do?

-  Properly dispose of pharmaceuticals, household chemicals, oils and paints.
-  Clean up after your pets and limit the use of fertilizers and pesticides.
-  Take part in watershed activities or volunteer outreach programs.
-  Clean up heating or fuel tank leaks with cat litter. Sweep material and seal in bag. Check with local facility for disposal.

Consumer Confidence Report for 2025
DW - Hillside Estates - TX0080049

Este informe contiene información muy importante sobre el agua usted bebe.
 Tradúscalo ó hable con alguien que lo entienda bien.

| Disinfectants | Violation Y or N | Running Annual Average (RAA) | Range of All Samples (Low-High) | MRDL | MRDLG | Sample Date | Likely Source of Contamination |
|-------------------------------------|------------------|------------------------------|---------------------------------|------|-------|---------------|---|
| Chlorine (ppm) | N | 1.12 | 0.28-2.2 | 4 | 4 | 2024 | Water additive used to control microbes |
| Disinfection By-Products | Violation Y or N | Highest Level Detected* | Range of All Samples (Low-High) | MCL | MCLG | Sample Period | Likely Source of Contamination |
| Haloacetic Acids (HAA5) (ppb) | N | 0 | 0 | 60 | N/A | 2023-2025 | By-product of drinking water disinfection |
| Total Trihalomethanes (TTHM) (ppb) | N | 0 | 0 | 80 | N/A | 2023-2025 | By-product of drinking water disinfection |
| Lead and Copper | Violation Y or N | 90th Percentile | Number of Samples Exceeding AL | AL | ALG | Sample Date | Likely Source of Contamination |
| Copper [tap water] (ppm) | N | 0.0219 | 0 | 1.3 | 1.3 | 2024 | Corrosion of household plumbing systems; Erosion of natural deposits; Leaching from wood preservatives |
| Lead [tap water] (ppb) | N | 0.296 | 0 | 15 | 0 | 2024 | Corrosion of household plumbing systems; Erosion of natural deposits. |
| Inorganic Chemicals (IOC) | Violation Y or N | Highest Level Detected | Range of All Samples (Low-High) | MCL | MCLG | Sample Date | Likely Source of Contamination |
| Barium (ppm) | N | 0.0554 | NA | 2 | 2 | 6/5/2025 | Discharge of drilling wastes; discharge from metal refineries; erosion of natural deposits |
| Fluoride (ppm) | N | 0.16 | NA | 4 | 4 | 2022 | Erosion of natural deposits; discharge from fertilizer and aluminum. Water additive which promotes strong teeth at optimum level of 0.7 ppm |
| Nitrate [as Nitrogen] (ppm) | N | 2 | NA | 10 | 10 | 6/5/2025 | Runoff from fertilizer use; leaching from septic tanks, sewage; erosion of natural deposits |
| Volatile Organic Contaminants (VOC) | Violation Y or N | Highest Level Detected | Range of All Samples (Low-High) | MCL | MCLG | Sample Date | Likely Source of Contamination |
| Xylenes (ppm) | N | 0.0019 | NA | 10 | 10 | 2024 | Discharge from pharmaceutical and chemical factories |

2025 Violations

| Violation | Explanation, Health Effects | Time Period | Corrective Action(s) |
|---|---|----------------------|--|
| Consumer Confidence Report Violation | | | |
| Failure to Deliver or Complete the Consumer Confidence Report (CCR) | This violation did not affect the quality of your drinking water. However, you have a right to know what is in your drinking water and where it comes from. | 7/2/2024 - 6/30/2025 | We have taken steps to correct this issue and are committed to meeting all future Consumer Confidence Report requirements. |

*Please share this information with other people who drink this water, especially those who may not have received this notice directly (for example, people in apartments, nursing homes, schools, and businesses). You can do this by posting this notice in a public place or distributing copies by hand or mail.

Definition of Terms:

Action Level (AL): The concentration of a contaminant, which, if exceeded, triggers treatment or other requirements that a water system must follow.

Action Level Goal (ALG): The level of contaminant in drinking water below which there is no known or expected risk of health. ALGs allow for a margin of safety.

Average (Avg): Regulatory compliance with some MCLs are based on a running annual average of monthly samples.

Level 1 Assessment: A study of the water system to identify potential problems and determine (if possible) why total coliform bacteria have been found in our water system.

Level 2 Assessment: A very detailed study of the water system to identify potential problems and determine (if possible) why an E. coli MCL violation has occurred and/or why total coliform bacteria have been found in our water system on multiple occasions.

Maximum Contaminant Level (MCL): The highest level of a contaminant that is allowed in drinking water, MCLs are set as close to the MCLGs as feasible using the best available treatment technology.

Maximum Contaminant Level Goal (MCLG): The level of a contaminant in drinking water below which there is no known or expected risk to health. MCLGs allow for a margin of safety.

Maximum Residual Disinfectant Level (MRDL): The highest level of a disinfectant allowed in drinking water. There is convincing evidence that the addition of a disinfectant is necessary for control of microbial contaminants.

Maximum Residual Disinfectant Level Goal (MRDLG): The level of a drinking water disinfectant below which there is no known or expected risk to health. MRDLGs do not reflect the benefits of the use of disinfectants to control microbial contaminants.

Million fibers per Liter (MFL): A measure of asbestos.

Millirems per Year (MREM): A measure of radiation absorbed by the body.

Not Applicable (NA): Sampling was not completed by regulation or was not required.

Not Detected (ND): Not detectable at reporting limit.

Nephelometric Turbidity Units (NTU): Measure of clarity or turbidity of the water.

Picocuries per liter (pCi/L): Measure of the natural rate of disintegration of radioactive contaminants in water.

Parts per million (ppm): One part substance per million parts water or milligram per liter (mg/L).

Parts per quadrillion (ppq): Parts per quadrillion, or picograms per liter (pg/L).

Parts per trillion (ppt): One part substance per trillion parts water or nanograms per liter (ng/L).

Treatment Technique (TT): A required process intended to reduce the level of a contaminant in drinking water.

If you have any questions about this report or concerning your water utility, please contact 1-866-301-7725 or support@cswrtexaswateruoc.com.