



# 2023 Annual Water Quality Report

CSWR-Texas Water Utility Operating Company  
La Playa Subdivision Water System  
PWS ID TX2030015

## ATTENTION: Landlords and Apartment Owners

Please share a copy of this notice with your tenants.  
It includes important information about their  
drinking water quality.



**CSWR-TEXAS**  
Utility Operating Company  
A CSWR Managed Utility



# Table of Contents

3. About Us
4. About your Drinking Water Supply
5. Definition of Terms
6. Definition of Terms (Continued)
7. Sources of Contaminants
8. Water Quality Results
9. Water Quality Results Table
10. Notice of Violations
11. Notice of Violations (Continued)
12. Lead
13. Backflow Prevention
14. How to Participate

## What is a Consumer Confidence Report (CCR)?

We proudly present our Annual Water Quality Report, also referred to as a CCR. CCRs provide customers with important information regarding the quality of their drinking water. They let customers know what contaminants, if any, were detected in their drinking water, as well as associated potential health effects. We are pleased to report the results of the laboratory testing of your drinking water during the calendar year of 2023. For your information, we have compiled a list of tables showing the testing of your drinking water during 2023.

## Our Mission

Central States Water Resources is working to bring safe, reliable, and environmentally responsible water resources to every community in the U.S.

## Our Vision

Central States Water Resources (CSWR) is transforming how water utilities work by using technology and innovation to quickly assess and invest in reliable infrastructure that meets or exceeds stringent state and federal safety standards, ensuring all communities across the U.S. have access to safe, clean and reliable water resources while protecting the aquifers, lakes, rivers and streams that are essential to our world.

This report contains important information about the source and quality of your drinking water. If you would like a paper copy of the 2023 Report mailed to your home, please call 1-800-670-4869

Este informe contiene información importante sobre el origen y la calidad de su agua potable. Si desea recibir una copia por escrito del informe anual de la calidad del agua del 2023, llame al número de teléfono 1-800-670-4869

# About Your Drinking Water Supply

## Your Water Source:

Ground water from the Yegua-Jackson Aquifer located in San Augustine County

## Source Water Assessment:

TCEO completed an assessment of your source water, and results indicate that some of our sources are susceptible to certain contaminants. The sampling requirements for your water system is based on this susceptibility and previous sample data. Any detections of these contaminants will be found in this Consumer Confidence Report. For more information on source water assessments and protection efforts at our system contact CSWR- Texas at 1-866-301-7725.

In order to ensure that tap water is safe to drink, the Environmental Protection Agency (EPA) prescribes regulations which limit the amount of certain contaminants in water provided by public water systems. FDA regulations establish limits for contaminants in bottled water which must provide the same protection for public health.

Drinking water, including bottled water, may reasonably be expected to contain at least small amounts of some contaminants. The presence of contaminants does not necessarily indicate that water poses a health risk. More information about contaminants and potential health effects can be obtained by calling the EPASafe Drinking Water Hotline (800-426-4791).

# Definition of Terms

**Action Level (AL):** The concentration of a contaminant, which, if exceeded, triggers treatment or other requirements that a water system must follow.

**Action Level Goal (ALG):** The level of a contaminant in drinking water below which there is no known or expected risk of health. ALGs allow for a margin of safety.

**Average (Avg):** Regulatory compliance with some MCLs are based on a running annual average of monthly samples.

**Level 1 Assessment:** A study of the water system to identify potential problems and determine (if possible) why total coliform bacteria have been found in our water system.

**Level 2 Assessment:** A very detailed study of the water system to identify potential problems and determine (if Possible) why an E. coli MCL violation has occurred and/or why total coliform bacteria have been found in our water system on multiple occasions.

**Maximum Contaminant Level (MCL):** The highest level of a contaminant that is allowed in drinking water, MCLs are set as close to the MCLGs as feasible using the best available treatment technology.

**Maximum Contaminant Level Goal (MCLG):** The level of a contaminant in drinking water below which there is no known or expected risk to health. MCLGs allow for a margin of safety.

**Maximum Residual Disinfectant Level (MRDL):** The highest level of a disinfectant allowed in drinking water. There is convincing evidence that the addition of a disinfectant is necessary for control of microbial contaminants.

**Maximum Residual Disinfectant Level Goal (MRDLG):** The level of a drinking water disinfectant below which there is no known or expected risk to health. MRDLGs do not reflect the benefits of the use of disinfectants to control microbial contaminants.

# Definition of Terms

**Million fibers per Liter (MFL):** A measure of asbestos.

**Millirems per Year (MREM):** A measure of radiation absorbed by the body.

**Not Applicable (NA):** Sampling was not completed by regulation or was not required.

**Not Detected (ND):** Not detectable at reporting limit.

**Nephelometric Turbidity Units (NTU):** Measure of clarity or turbidity of the water.

**Picocuries per liter (pCi/L):** Measure of the natural rate of disintegration of radioactive contaminants in water.

**Parts per billion (ppb):** One part substance per billion parts water or microgram per liter ( $\mu\text{g/L}$ ).

**Parts per million (ppm):** One part substance per million parts water or milligram per liter ( $\text{mg/L}$ ).

**Parts per quadrillion (ppq):** Parts per quadrillion, or picograms per liter ( $\text{pg/L}$ )

**Parts per trillion (ppt):** One part substance per trillion parts water or nanograms per liter ( $\text{ng/L}$ ).

$\text{ppm} \times 1000 = \text{ppb}$

$\text{ppb} \times 1000 = \text{ppt}$

$\text{ppt} \times 1000 = \text{ppq}$

**Treatment Technique (TT):** A required process intended to reduce the level of a contaminant in drinking water.

# Sources of Contaminants

The sources of drinking water (both tap water and bottled water) include rivers, lakes, streams, ponds, reservoirs, springs, and wells. As water travels over the surface of the land or through the ground, it dissolves naturally-occurring minerals and, in some cases, radioactive material, and can pick up substances resulting from the presence of animals or from human activity.

Contaminants may be found in drinking water that may cause taste, color, or odor problems. These types of problems are not necessarily causes for health concerns. For more information, please contact CSWR- Texas at 1-866-301-7725

## Contaminants That May be Present in Source Water:

Microbes	such as viruses and bacteria, which may come from sewage treatment plants, septic systems, agricultural livestock operations, and wildlife.
Inorganic Chemicals	such as salts and metals, which can be naturally-occurring or result from urban storm water runoff, industrial or domestic wastewater discharges, oil and gas production, mining, or farming.
Pesticides & Herbicides	which may come from a variety of sources such as agriculture, urban storm water runoff, and residential uses.
Organic Chemicals	including synthetic and volatile organic chemicals, which are by-products of industrial processes and petroleum production, and can also come from gas stations, urban storm water runoff, and septic systems.
Radioactive Contaminants	which can be naturally-occurring or be the result of oil and gas production and mining activities.

## Special Health Information:

Some people may be more vulnerable to contaminants in drinking water than the general population. Those who are undergoing chemotherapy or living with HIV/AIDs, transplants, children and infants, elderly, and pregnant women can be at particular risk for infections. If you have special health care needs, please consider taking additional precautions with your drinking water and seek advice from a health care provider. For more information visit [www.epa.gov/safewater/healthcare/special.html](http://www.epa.gov/safewater/healthcare/special.html).

The following page will display the results of your water quality

- Central States Water Resources and our Utility Operating Companies conduct extensive monitoring to determine if your water meets all water quality standards. The detections of our monitoring are reported in the following tables.
- The state allows us to monitor for some contaminants less than once per year because the concentrations of these contaminants do not change frequently. Some of our data, though representative, are more than one year old.
- Regulated contaminants not listed in this table, were not found in the treated water supply.





# Water Quality Results

## 2023 Water Quality Test Results

Microbiological (RTCR)	Violation Y or N	Highest No. of Positive	MCL		MCLG		Likely Source of Contamination
Coliform Bacteria	N	1	1 positive monthly sample		0		Naturally present in the environment.
Disinfection By-Products	Violation Y or N	Running Annual Average (RAA) OR Highest Level Detected	Range of levels detected (Low-High)	MCL	MCLG	Collection Date	Likely Source of Contamination
Total Trihalomethanes (TTHM) (ppb)	Y	255	34-519	80	NA	2023	By-product of drinking water disinfection.
Haloacetic Acids (HAAS) (ppb)	N	58	22-100	60	NA	2023	By-product of drinking water disinfection.
Lead and Copper	Violation Y or N	90 <sup>th</sup> Percentile	Number of Samples Exceeds AL	AL	ALG	Collection Date	Likely Source of Contamination
Copper (ppm)	N	0.531	0	1.3	1.3	2023	Erosion of natural deposits; Leaching from wood preservatives; Corrosion of household plumbing systems.
Lead (ppm)	N	3.56	0	15	0	2023	Corrosion of household plumbing systems; Erosion of natural deposits.
Inorganic Chemicals (IOC)	Violation Y or N	Running Annual Average (RAA) OR Highest Level Detected	Range of levels detected (Low-High)	MCL	MCLG	Collection Date	Likely Source of Contamination
Barium (ppm)	N	0.053	0.053-0.053	2	2	3/7/2022	Discharge of drilling wastes; Discharge from metal refineries; Erosion from natural deposits.
Fluoride (ppm)	N	0.776	0.776-0.776	4	4	3/7/2022	Erosion of natural deposits; Water additive which promotes strong teeth; Discharge from fertilizers and aluminum factories.
Nitrate [measured as Nitrogen] (ppm)	N	0.0595	0.0595-0.0595	10	10	2023	Runoff from fertilizer use; Leaching from septic tanks, sewage; Erosion of natural deposits.
Volatile Organic Contaminants	Violation Y or N	Running Annual Average (RAA) OR Highest Level Detected	Range of levels detected (Low-High)	MCL	MCLG	Collection Date	Likely Source of Contamination
Toluene (ppm)	N	0.0005	0.0005-0.0005	1	1	9/18/2018	Discharge from petroleum factories.

### Health Language:

**Nitrate** in drinking water at levels above 10 ppm is a health risk for infants of less than six months of age. High nitrate levels in drinking water can cause "blue baby syndrome." Nitrate levels may rise quickly for short periods of time because of rainfall or agricultural activity. If you are caring for an infant and detected nitrate levels are above 5 ppm, you should ask advice from your healthcare provider.

2023 Violations			
<b><u>Consumer Confidence Rule</u></b>			
The Consumer Confidence Rule requires community water systems to prepare and provide to their customers annual consumer confidence reports on the quality of the water delivered by the systems.			
Violation Type	Violation Date	Explanation	Corrective Action
CCR Report	7/1/2022-1/24/2024	We failed to provide to you, our drinking water customers, an annual report that informs you about the quality of our drinking water and characterizes the risks from exposure to contaminants detected in our drinking water.	CSWR-Texas returned this violation to compliance 01/24/2024.
<b><u>Haloacetic Acids (HAAS)</u></b>			
Some people who drink water containing haloacetic acids in excess of the MCL over many years may have an increased risk of getting cancer.			
Violation Type	Violation Date	Explanation	Corrective Action
Failure Submit OEL Report for HAAS	12/19/2023-2/14/2024	We failed to submit our operational evaluation level (OEL) report to our regulator. The report is needed to determine best treatment practices necessary to minimize possible future exceedences of HAA5.	CSWR-Texas returned this violation to compliance on 03/04/2024.

\*Please share this information with other people who drink this water, especially those who may not have received this notice directly (for example, People in apartments, nursing homes, schools, and businesses). You can do this by posting this notice in a public place or distributing copies by hand or mail.

# Notice of Violations

2023 Violations			
<b>Lead and Copper Rule</b>			
The Lead and Copper Rule protects public health by minimizing lead and copper levels in drinking water, primarily by reducing water corrosivity. Lead and copper enter drinking water mainly from corrosion of lead and copper containing plumbing materials.			
Violation Type	Violation Date	Explanation	Corrective Action
Lead Consumer Notice (LCR)	12/30/2022-1/28/2023	We failed to provide the results of lead tap water monitoring to the consumers at the location water was tested. These were supposed to be provided no later than 30 days after learning the results.	CSWR-Texas retuned this violation to compliance 02/06/2023.
Water Quality Parameter M/R (LCR)	1/1/2023-12/31/2023	We failed to test our drinking water for the contaminant and period indicated. Because of this failure, we cannot be sure of the quality of our drinking water during the period indicated.	CSWR-Texas will resume required monitoring in 2024 of 5 samples every 3 years.
<b>Public Notification Rule</b>			
The Public Notification Rule helps to ensure that consumers will always know if there is a problem with their drinking water. These notices immediately alert consumers if there is a serious problem with their drinking water (e.g., a boil water emergency).			
Violation Type	Violation Date	Explanation	Corrective Action
Public Notice Rule Linked to Violation	9/21/2022-6/28/2023	We failed to adequately notify you, our drinking water consumers, about a violation of the drinking water regulations.	This notification is provided to resolve the violation. CSWR-Texas will work to ensure timely public notices in the future.
Public Notice Rule Linked to Violation	1/11/2023-6/28/2023	We failed to adequately notify you, our drinking water consumers, about a violation of the drinking water regulations.	This notification is provided to resolve the violation. CSWR-Texas will work to ensure timely public notices in the future.
Public Notice Rule Linked to Violation	3/23/2023-6/28/2023	We failed to adequately notify you, our drinking water consumers, about a violation of the drinking water regulations.	This notification is provided to resolve the violation. CSWR-Texas will work to ensure timely public notices in the future.

**\*Please share this information with other people who drink this water, especially those who may not have received this notice directly (for example, People in apartments, nursing homes, schools, and businesses). You can do this by posting this notice in a public place or distributing copies by hand or mail.**

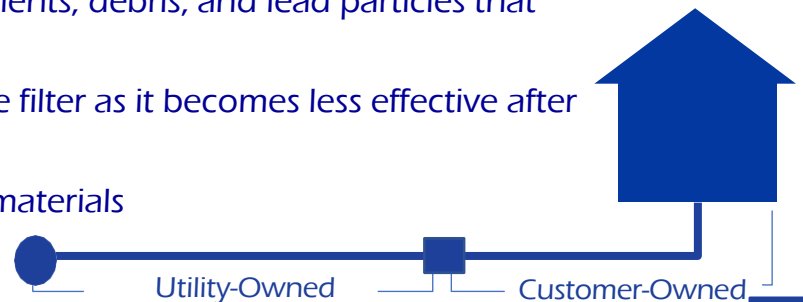
If present, elevated levels of lead can cause serious health problems, especially for pregnant women and young children. Lead in drinking water is primarily from materials and components associated with service lines and home plumbing. CSWR-Texas is responsible for providing high quality drinking water but cannot control the variety of plumbing materials. When your water has been sitting for several hours, you can minimize the potential for lead exposure by flushing your tap for 30 seconds to 2 minutes before using water for drinking or cooking.

In compliance with Federal Regulation (40 CFR Part 141 Subpart 1) CSWR finds it necessary for the health and safety of our customers to adopt lead control standards which ban the use of lead materials in the public drinking water system and private plumbing connected to the public drinking water system.

If you live in an older home or are concerned about lead in your water, you may wish to have your water tested. Information on lead in drinking water, testing methods, and steps you can take to minimize exposure is available from the EPA's Safe Drinking Water Hotline or at <http://www.epa.gov/safewater/lead>.

## Reduce Your Exposure

1. **Flush your home's pipes** by running the tap before drinking the water. Residents should contact their water utility for recommendations about flushing times in their community.
2. **Use Cold water** only for drinking, cooking, and making baby formula. Boiling water does not remove lead.
3. **Clean your aerator** (screen of faucet) regularly to remove sediments, debris, and lead particles that naturally collect over time.
4. **Use a filter** that is certified to remove lead. Regularly replace the filter as it becomes less effective after expiration. Do not run hot water through the filter.
5. **Have a licensed plumber check your plumbing** for lead-based materials

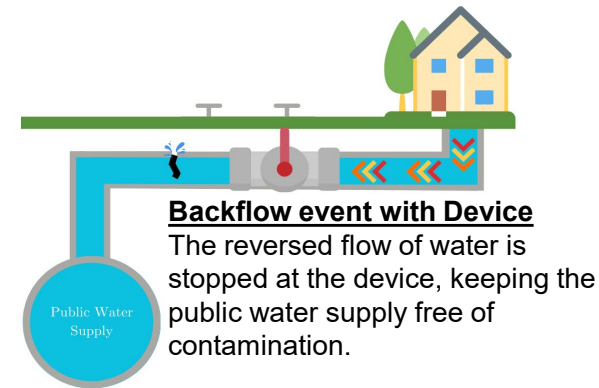
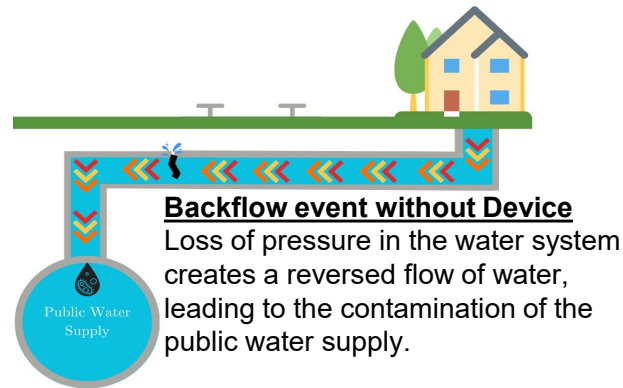
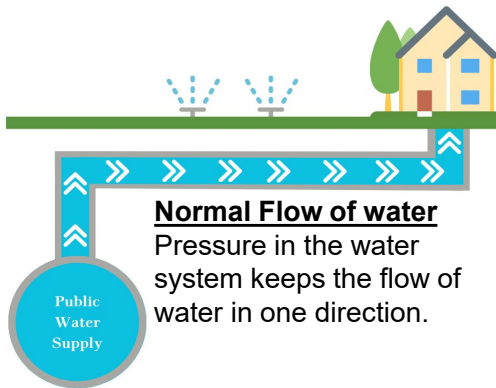


# Backflow Prevention

Backflow is the unwanted reversal of flow from a customer to the water supply. This is caused by a loss of pressure in the water supply line or an increase in pressure on the customer side. Common situations where backflow occurs are water main breaks or firefighting events. These events create low pressure in the distribution system. Backpressure can cause backflow when the pressure in a building exceeds the pressure in the water supply line, causing liquid from the customer's line to move into the water supply. Backflow Prevention Devices are designed to restrict the flow of water to one direction.

## Cross Connection

Cross-connections are links between a customer and the drinking water supply lines. Cross-Connections may contaminate the drinking water supply if there is a backflow event. Backflow through cross-connections are very serious and have the potential to cause serious health hazards.



## Common household items requiring installation of a Backflow Prevention Device

Lawn Irrigation/Sprinkler System, Pool, Hot Tub, Fire Protection Sprinklers and Boilers

If you have any questions about Backflow Prevention or would like to notify CSWR of your Backflow Devices, please call or email: CSWR-Texas Utility Operating Company at 1-866-301-7725 or [support@cswrtexaswateruoc.com](mailto:support@cswrtexaswateruoc.com)

# How to Participate

Protecting drinking water at its source is an important part of the process to treat and deliver high quality water. It takes a community effort to protect shared resources. This includes utilities, businesses, residents, government and non-profit organizations.

For more information regarding this report contact CSWR-Texas at 1-866-301-7725

## WATER INFORMATION SOURCES:

Central States Water Resources (CSWR)

<https://www.centralstateswaterresources.com/contact-us/>

Texas Commission on Environmental Quality (TCEQ)

[www.tceq.texas.gov](http://www.tceq.texas.gov)

United States Environmental Protection Agency (EPA)

[www.epa.gov/safewater](http://www.epa.gov/safewater)

EPA's Safe Drinking Water Hotline (800) 426-4791

Centers for Disease Control and Prevention [www.cdc.gov](http://www.cdc.gov)

American Water Works Association [www.drinktap.org](http://www.drinktap.org)

Society of Water Quality Association [www.wqa.org](http://www.wqa.org)

National Library of Medicine/National Institute of Health

[www.nlm.nih.gov/medlineplus/drinkingwater.html](http://www.nlm.nih.gov/medlineplus/drinkingwater.html)

## WHAT CAN YOU DO?



Properly dispose of pharmaceuticals, household chemicals, oils and paints.



Clean up heating or fuel tank leaks with cat litter. Sweep material and seal in bag. Check with local facility for disposal.



Clean up after your pets and limit the use of fertilizers and pesticides.



Take part in watershed activities or volunteer outreach programs.