

What is a Consumer Confidence Report (CCR)?

We proudly present our Annual Water Quality Report, also referred to as a CCR. CCRs provide customers with important information regarding the quality of their drinking water. They let customers know what contaminants, if any, were detected in their drinking water, as well as associated potential health effects. We are pleased to report the results of the laboratory testing of your drinking water during the calendar year of 2024. For your information, we have compiled a list of tables showing the testing of your drinking water during 2024.

Our Mission

Central States Water Resources (CSWR) is working to bring safe, reliable, and environmentally responsible water resources to every community in the U.S.

Our Vision

CSWR is transforming how water utilities work by using technology and innovation to quickly assess and invest in reliable infrastructure that meets or exceeds stringent state and federal safety standards, ensuring all communities across the U.S. have access to safe, clean and reliable water resources while protecting the aquifers, lakes, rivers and streams that are essential to our world.



Name
Address Line 1
Address Line 2



Cassie Water System
PWS ID TX0270047
Annual Water Quality Report
2024

ATTENTION: Landlords and Apartment Owners!
Please share a copy of this notice with your tenants. It includes important information about their drinking water quality.

This report contains important information about your drinking water. If you would like a paper copy of the 2024 Report, please call 1-800-670-4869
Este informe contiene información importante sobre su agua potable. Si desea una copia impresa del Informe de 2024, llame al 1-800-670-4869.

2024 ANNUAL DRINKING WATER QUALITY REPORT

We are pleased to present our Annual Drinking Water Quality Report to you covering the period from January 1, 2024 to December 31, 2024. This report is a summary of the quality of the water we provide to our customers. The analysis was made by using the data from the most recent U.S. Environmental Protection Agency (EPA) required tests. We hope this information helps you become more knowledgeable about what's in your drinking water.

WATER SOURCES

The sources of drinking water (both tap water and bottled water) include rivers, lakes, streams, ponds, reservoirs, springs, and wells. As water travels over the surface of the land or through the ground, it dissolves naturally-occurring minerals and, in some cases, radioactive material, and can pick up substances resulting from the presence of animals or from human activity. Contaminants may be found in drinking water that may cause taste, color, or odor problems. These types of problems are not necessarily causes for health concerns. Contaminants that may be present in source water before treatment include:

- **Microbial** contaminants, such as viruses and bacteria, which may come from sewage treatment plants, septic systems, agricultural livestock operations, and wildlife.
- **Inorganic** contaminants, such as salts and metals, which can be naturally-occurring or result from urban storm water runoff, industrial or domestic wastewater discharges, oil and gas production, mining, or farming.
- **Pesticides and herbicides**, which may come from a variety of sources such as agriculture, urban storm water runoff, and residential uses.
- **Organic** chemical contaminants, including synthetic and volatile organic chemicals, which are by-products of industrial processes and petroleum production, and can also come from gas stations, urban storm water runoff, and septic systems.
- **Radioactive** contaminants, which can be naturally-occurring or be the result of oil and gas production and mining activities.

WHERE DO WE GET OUR DRINKING WATER?

Your drinking water is ground water from the **Colorado Basin in Burnet County**. TCEQ completed an assessment of your source water, and results indicate that **some of our sources are susceptible to contaminants**. The sampling requirements for your water system is based on this susceptibility and previous sample data. Any detections of these contaminants will be found in this Consumer Confidence Report. For more information on source water assessments and protection efforts at our system contact CSWR-Texas at 1-866-301-7725.

SPECIAL HEALTH INFORMATION

Some people may be more vulnerable to contaminants in drinking water than the general population. Those who are undergoing chemotherapy or living with HIV/AIDs, transplants, children and infants, elderly, and pregnant women can be at particular risk for infections. If you have special health care needs, please consider taking additional precautions with your drinking water and seek advice from a health care provider. For more information visit www.epa.gov/safewater/healthcare/special.html.

LEAD AND DRINKING WATER

If present, elevated levels of lead can cause serious health problems, especially for pregnant women and young children. Lead in drinking water is primarily from materials and components associated with service lines and home plumbing. CSWR-Texas is responsible for providing high quality drinking water but cannot control the variety of plumbing materials. When your water has been sitting for several hours, you can minimize the potential for lead exposure by flushing your tap for 30 seconds to 2 minutes before using water for drinking or cooking. In compliance with Federal Regulation (40 CFR Part 141 Subpart 1) CSWR finds it necessary for the health and safety of our customers to adopt lead control standards which ban the use of lead materials in the public drinking water system and private plumbing connected to the public drinking water system. Your Lead Service Line Inventory has been completed. To view your completed inventory please visit <https://centralstateswaterresources.com/texas-lsli/>

PWS ID#: TX0270047

ALL DRINKING WATER MAY CONTAIN CONTAMINANTS





In order to ensure that tap water is safe to drink, the Environmental Protection Agency (EPA) prescribes regulations which limit the amount of certain contaminants in water provided by public water systems. FDA regulations establish limits for contaminants in bottled water which must provide the same protection for public health.

Drinking water, including bottled water, may reasonably be expected to contain at least small amounts of some contaminants. The presence of contaminants does not necessarily indicate that water poses a health risk. More information about contaminants and potential health effects can be obtained by calling the EPA Safe Drinking Water Hotline (800-426-4791).

HOW TO PARTICIPATE

Protecting drinking water at its source is an important part of the process to treat and deliver high quality water. It takes a community effort to protect shared resources. This includes utilities, businesses, residents, government and non-profit organizations.

What can you do?

-  Properly dispose of pharmaceuticals, household chemicals, oils and paints.
-  Clean up after your pets and limit the use of fertilizers and pesticides.
-  Take part in watershed activities or volunteer outreach programs.
-  Clean up heating or fuel tank leaks with cat litter. Sweep material and seal in bag. Check with local facility for disposal.

Consumer Confidence Report for 2024							
DW - Cassie Water System - TX0270047							
Este informe contiene información muy importante sobre el agua usted bebe. Tradúscalo ó hable con alguien que lo entienda bien.							
Microbiological Contaminants	Violation Y or N	Highest Number of Positive	Total Number Positive <i>E. coli</i> or Fecal Coliform	MCL*	MCLG	Sample Date	Likely Source of Contamination
Coliform Bacteria	N	1	1	1	0	2024	Naturally present in the environment
Disinfectants	Violation Y or N	Running Annual Average (RAA)	Range of All Samples (Low-High)	MRDL	MRDL G	Sample Date	Likely Source of Contamination
Chlorine (ppm)	N	1.94	0.35-4.4	4	4	2024	Water additive used to control microbes
Disinfection By-Products	Violation Y or N	Highest Level Detected**	Range of All Samples (Low-High)	MCL	MCLG	Sample Date	Likely Source of Contamination
Haloacetic Acids (HAA5) (ppb)	N	2	2.1 - 2.1	60	N/A	2024	By-product of drinking water disinfection
Total Trihalomethanes (TTHM) (ppb)	N	5	5 - 5	80	N/A	2024	By-product of drinking water disinfection
Lead and Copper	Violation Y or N	90th Percentile	Number of Samples Exceeding AL	AL	ALG	Sample Date	Likely Source of Contamination
Copper [tap water] (ppm)	Y	5.84	6	1.3	1.3	2024	Corrosion of household plumbing systems; Erosion of natural deposits; Leaching from wood preservatives
Lead [tap water] (ppb)	Y	11.7	1	15	0	2024	Corrosion of household plumbing systems; Erosion of natural deposits.
Inorganic Chemicals (IOC)	Violation Y or N	Highest Level Detected	Range of All Samples (Low-High)	MCL	MCLG	Sample Date	Likely Source of Contamination
Arsenic (ppb)	N	3	ND - 2.6	10	0	2024	Erosion of natural deposits; runoff from orchards; runoff from glass and electronics production wastes
Barium (ppm)	N	0.067	0.026 - 0.067	2	2	2024	Discharge of drilling wastes; discharge from metal refineries; erosion of natural deposits
Fluoride (ppm)	N	1.21	1.16 - 1.21	4	4	2024	Erosion of natural deposits; discharge from fertilizer and aluminum. Water additive which promotes strong teeth at optimum level of 0.7 ppm
Selenium (ppb)	N	20	9.6 - 21.2	2	2	2024	Discharge from petroleum and metal refineries; erosion of natural deposits; discharge from mines
Nitrate [as Nitrogen] (ppm)	N	10	5.08 - 10.2	10	10	2024	Runoff from fertilizer use; leaching from septic tanks, sewage; erosion of natural deposits
Radioactive Contaminants	Violation Y or N	Highest Level Detected	Range of All Samples (Low-High)	MCL	MCLG	Sample Date	Likely Source of Contamination
Beta/Photon emitters (pCi/L***)	N	9.7	9.7 - 9.7	50	0	2024	Decay of natural and man-made deposits.
Gross Alpha Excluding Radon and Uranium (pCi/L)	N	4	4 - 4	15	0	2024	Erosion of natural deposits
Uranium (ug/l)	N	2.6	2.6 - 2.6	30	0	2024	Erosion of natural deposits
*One positive monthly sample.							
**The value in the Highest Level or Average Detected column is the highest average of all sample results collected at a location over a year							
***EPA considers 50 pCi/L to be the level of concern for beta particles.							

2024 Violations			
Violation	Explanation, Health Effects	Time Period	Violation Explanation
Consumer Confidence Rule: CCR ADEQUACY/ AVAILABILITY/ CONTENT	We failed to provide to you, our drinking water customers, an annual report that adequately informed you about the quality of our drinking water and the risks from exposure to contaminants detected in our drinking water. The Consumer Confidence Rule requires community water systems to prepare and provide to their customers annual consumer confidence reports on the quality of the water delivered by the systems.	07-02-2024 to 09-09-2024	CSWR - Texas has corrected the issue by ensuring the report includes all required information to properly inform our customers about their drinking water quality. To view last years report visit: https://centralstateswaterresources.com/wp-content/uploads/2025/01/6e9e2e1b5d6d43b493ff6e2ebe76d9.pdf
Interim Enhanced SWTR: MONITORING, ROUTINE (IESWTR/LT1), MAJOR	We failed to test our drinking water for the contaminant and period indicated. Because of this failure, we cannot be sure of the quality of our drinking water during the period indicated. The Interim Enhanced Surface Water Treatment Rule improves control of microbial contaminants, particularly Cryptosporidium, in systems using surface water, or ground water under the direct influence of surface water. The rule builds upon the treatment technique requirements of the Surface Water Treatment Rule.	01/01/2024 to 012/31/2024	CSWR - Texas is working with professional engineers to address surface water intrusion at this facility. We are currently planning to install additional filtration to better monitor the intrusion and ensure it does not impact water quality. Once the project is underway, we will be able to meet the additional requirements related to surface water intrusion.
Lead and Copper Rule: FOLLOW-UP OR ROUTINE TAP M/R (LCR)	We failed to test our drinking water for the contaminant and period indicated. Because of this failure, we cannot be sure of the quality of our drinking water during the period indicated. The Lead and Copper Rule protects public health by minimizing lead and copper levels in drinking water, primarily by reducing water corrosivity. Lead and copper enter drinking water mainly from corrosion of lead and copper containing plumbing materials.	01/01/2024 to 07/10/2024	CSWR - Texas has reviewed sampling requirements with operational staff to prevent further omissions.
Lead and Copper Rule: LEAD CONSUMER NOTICE (LCR)	We failed to notify our drinking water customers of the test results for the lead and copper tap testing completed for this system. The Lead and Copper Rule protects public health by minimizing lead and copper levels in drinking water, primarily by reducing water corrosivity. Lead and copper enter drinking water mainly from corrosion of lead and copper containing plumbing materials.	09/29/2024 to 03/14/2025	CSWR - Texas has issued a public notice notifying customers of this violation. Additionally CSWR - Texas sent out the Lead Consumer Notices to customers who participated in Lead and Copper Tap testing.
Lead and Copper Rule: WATER QUALITY PARAMETER M/R (LCR)	We failed to test our drinking water for the contaminant and period indicated. Because of this failure, we cannot be sure of the quality of our drinking water during the period indicated. The Lead and Copper Rule protects public health by minimizing lead and copper levels in drinking water, primarily by reducing water corrosivity. Lead and copper enter drinking water mainly from corrosion of lead and copper containing plumbing materials.	01/01/2024 to 12/31/2024	CSWR - Texas has reviewed sampling requirements with operational staff to prevent further omissions.
Long Term Enhanced SWTR: FAILURE MAINTAIN MICROBIAL TREAT.(LT2)	We failed to adequately treat our drinking water for microbial contaminants. Adequate disinfection is required to ensure safe drinking water. The Long Term Enhanced Surface Water Treatment Rule supplements existing regulations by targeting additional Cryptosporidium treatment to higher risk systems. It also contains provisions to reduce risks from uncovered finished water reservoirs and to ensure that systems maintain microbial protection when reducing the formation of disinfection byproducts.	01/01/2024 to 12/31/2024	CSWR - Texas is working with professional engineers to address surface water intrusion at this facility. We are currently planning to install additional filtration to better monitor the intrusion and ensure it does not impact water quality. Once the project is underway, we will be able to meet the additional requirements related to surface water intrusion.
Nitrate [measured as Nitrogen]: MONITORING, ROUTINE MAJOR	We failed to test our drinking water for the contaminant and period indicated. Because of this failure, we cannot be sure of the quality of our drinking water during the period indicated. Infants below the age of six months who drink water containing nitrate in excess of the MCL could become seriously ill and, if untreated, may die. Symptoms include shortness of breath and blue-baby syndrome.	01-01-2024 to 06-30-2024	CSWR - Texas has reviewed sampling requirements with operational staff to prevent further omissions.
Public Notification Rule: PUBLIC NOTICE RULE LINKED TO VIOLATION	We failed to adequately notify you, our drinking water consumers, about a violation of the drinking water regulations. The Public Notification Rule helps to ensure that consumers will always know if there is a problem with their drinking water. These notices immediately alert consumers if there is a serious problem with their drinking water (e.g., a boil water emergency).	01-31-2024 to 12-31-2024	CSWR - Texas has issued a public notice notifying customers of this violation.
Revised Total Coliform Rule (RTCR): MONITORING, ROUTINE, MAJOR (RTCR)	We failed to test our drinking water for the contaminant and period indicated. Because of this failure, we cannot be sure of the quality of our drinking water during the period indicated. The Revised Total Coliform Rule (RTCR) seeks to prevent waterborne diseases caused by E. coli. E. coli are bacteria whose presence indicates that the water may be contaminated with human or animal wastes. Human pathogens in these wastes can cause short-term effects, such as diarrhea, cramps, nausea, headaches, or other symptoms. They may pose a greater health risk for infants, young children, the elderly, and those with weakened immune systems.	02-01-2024 to 02-29-2024	CSWR - Texas has reviewed sampling requirements with operational staff to prevent further omissions.
Surface Water Treatment Rule (SWTR): MONITORING, RTN/RPT MAJOR (SWTR-FILTER)	We failed to test our drinking water for the contaminant and period indicated. Because of this failure, we cannot be sure of the quality of our drinking water during the period indicated. The Surface Water Treatment Rule seeks to prevent waterborne diseases caused by viruses, Legionella, and Giardia lamblia. The rule requires that water systems filter and disinfect water from surface water sources to reduce the occurrence of unsafe levels of these microbes.	01/01/2024 to 12/31/2024	CSWR - Texas is working with professional engineers to address surface water intrusion at this facility. We are currently planning to install additional filtration to better monitor the intrusion and ensure it does not impact water quality. Once the project is underway, we will be able to meet the additional requirements related to surface water intrusion.

*Please share this information with other people who drink this water, especially those who may not have received this notice directly (for example, people in apartments, nursing homes, schools, and businesses). You can do this by posting this notice in a public place or distributing copies by hand or mail.

Definition of Terms:

Action Level (AL): The concentration of a contaminant, which, if exceeded, triggers treatment or other requirements that a water system must follow.

Action Level Goal (ALG): The level of contaminant in drinking water below which there is no known or expected risk of health. ALGs allow for a margin of safety.

Average (Avg): Regulatory compliance with some MCLs are based on a running annual average of monthly samples.

Level 1 Assessment: A study of the water system to identify potential problems and determine (if possible) why total coliform bacteria have been found in our water system.

Level 2 Assessment: A very detailed study of the water system to identify potential problems and determine (if possible) why an E. coli MCL violation has occurred and/or why total coliform bacteria have been found in our water system on multiple occassions.

Maximum Contaminant Level (MCL): The highest level of a contaminant that is allowed in drinking water, MCLs are set as close to the MCLGs as feasible using the best available treatment technology.

Maximum Contaminant Level Goal (MCLG): The level of a contaminant in drinking water below which there is no known or expected risk to health. MCLGs allow for a margin of safety.

Maximum Residual Disinfectant Level (MRDL): The highest level of a disinfectant allowed in drinking water. There is convincing evidence that the addition of a disinfectant is necessary for control of microbial contaminants.

Maximum Residual Disinfectant Level Goal (MRDLG): The level of a drinking water disinfectant below which there is no known or expected risk to health. MRDLGs do not reflect the benefits of the use of disinfectants to control microbial contaminants.

Million fibers per Liter (MFL): A measure of asbestos.

Millirems per Year (MREM): A measure of radiation absorbed by the body.

Not Applicable (NA): Sampling was not completed by regulation or was not required.

Not Detected (ND): Not detectable at reporting limit.

Nephelometric Turbidity Units (NTU): Measure of clarity or turbidity of the water.

Picocuries per liter (pCi/L): Measure of the natural rate of disintegration of radioactive contaminants in water.

Parts per million (ppm): One part substance per million parts water or milligram per liter (mg/l).

Parts per quadrillion (ppq): Parts per quadrillion, or picograms per liter (pg/L).

Parts per trillion (ppt): One part substance per trillion parts water or nanograms per liter (ng/L).

Treatment Technique (TT): A required process intended to reduce the level of a contaminant in drinking water.