

What is a Consumer Confidence Report (CCR)?

We proudly present our Annual Water Quality Report, also referred to as a CCR. CCRs provide customers with important information regarding the quality of their drinking water. They let customers know what contaminants, if any, were detected in their drinking water, as well as associated potential health effects. We are pleased to report the results of the laboratory testing of your drinking water during the calendar year of 2024. For your information, we have compiled a list of tables showing the testing of your drinking water during 2024.

Our Mission

Central States Water Resources (CSWR) is working to bring safe, reliable, and environmentally responsible water resources to every community in the U.S.

Our Vision

CSWR is transforming how water utilities work by using technology and innovation to quickly assess and invest in reliable infrastructure that meets or exceeds stringent state and federal safety standards, ensuring all communities across the U.S. have access to safe, clean and reliable water resources while protecting the aquifers, lakes, rivers and streams that are essential to our world.



Name
Address Line 1
Address Line 2



Little Lake Weir
Subdivision
PWS ID 3420761
Annual Water Quality Report
2024

ATTENTION: Landlords and Apartment Owners!

Please share a copy of this notice with your tenants. It includes important information about their drinking water quality.

2024 ANNUAL DRINKING WATER QUALITY REPORT

We are pleased to present our Annual Drinking Water Quality Report to you covering the period from January 1, 2024 to December 31, 2024. This report is a summary of the quality of the water we provide to our customers. The analysis was made by using the data from the most recent U.S. Environmental Protection Agency (EPA) required tests. We hope this information helps you become more knowledgeable about what's in your drinking water.

Where Does Our Drinking Water Come From?

The sources of drinking water (both tap water and bottled water) include rivers, lakes, streams, ponds, reservoirs, springs, and wells. **Your water source: Two groundwater wells from the Floridan Aquifer. The water supplied to you is treated with chlorine to maintain water quality in the distribution system.**

Source Water Assessment Plan (SWAPP)

In 2024, the Florida Department of Environmental Protection (DEP) performed a Source Water Assessment of our system. The assessment was conducted to provide information about any potential sources of contamination in the vicinity of our wells. There are **no potential sources of contamination**. The assessment results are available on the DEP Source Water Assessment and Protection Program (SWAPP) website at <https://prodapps.dep.state.fl.us/swapp/> or they can be obtained from support@cswrflorida.com

What Contaminants Can Be In Our Drinking Water?

As water travels over the surface of the land or through the ground, it dissolves naturally occurring minerals and, in some cases, can pick up substances resulting from the presence of animals or from human activity. Contaminants that may be present in source water include:

- Microbial** contaminants, such as viruses and bacteria, which may come from sewage treatment plants, septic systems, agricultural livestock operations, and wildlife.
- Inorganic** contaminants, such as salts and metals, which can be naturally-occurring or result from urban storm water runoff, industrial or domestic wastewater discharges, oil and gas production, mining, or farming.
- Pesticides and herbicides**, which may come from a variety of sources such as agriculture, urban storm water runoff, and residential uses.
- Organic** chemical contaminants, including synthetic and volatile organic chemicals, which are by-products of industrial processes and petroleum production, and can also come from gas stations, urban storm water runoff, and septic systems.
- Radioactive** contaminants, which can be naturally-occurring or be the result of oil and gas production and mining activities.

Am I at Risk?

In order to ensure that tap water is safe to drink, EPA prescribes regulations which limit the amount of certain contaminants in water provided by public water systems. FDA regulations establish limits for contaminants in bottled water which must provide the same protection for public health.

Special Health Information

Some people may be more vulnerable to contaminants in drinking water than the general population. Immuno-compromised persons such as persons with cancer undergoing chemotherapy, persons who have undergone organ transplants, people with HIV/AIDS or other immune system disorders, some elderly, and infants can be particularly at risk from small amounts of contamination. These people should seek advice about drinking water from their health care providers. U.S. Environmental Protection Agency/Center for Disease Control guidelines on appropriate means to lessen the risk of infection by Cryptosporidium and other microbiological contaminants are available from the Safe Drinking Water Hotline (800) 426-4791.

Lead and Drinking Water

Lead can cause serious health effects in people of all ages, especially pregnant people, infants (both formula-fed and breastfed), and young children. Lead in drinking water is primarily from materials and parts used in service lines and in home plumbing. CSWR-Florida is responsible for providing high quality drinking water and removing lead pipes but cannot control the variety of materials used in the plumbing in your home. Because lead levels may vary over time, lead exposure is possible even when your tap sampling results do not detect lead at one point in time. You can help protect yourself and your family by identifying and removing lead materials within your home plumbing and taking steps to reduce your family's risk. Using a filter, certified by an American National Standards Institute accredited certifier to reduce lead, is effective in reducing lead exposures. Follow the instructions provided with the filter to ensure the filter is used properly. Use only cold water for drinking, cooking, and making baby formula. Boiling water does not remove lead from water. Before using tap water for drinking, cooking, or making baby formula, flush your pipes for several minutes. You can do this by running your tap, taking a shower, doing laundry or a load of dishes. If you have a lead service line or galvanized requiring replacement service line, you may need to flush your pipes for a longer period. If you are concerned about lead in your water and wish to have your water tested, contact CSWR-Florida at 1-855-476-1942. Information on lead in drinking water, testing methods, and steps you can take to minimize exposure is available at <https://www.epa.gov/safewater/lead>

PWS ID#: 3420761

Corrosion of pipes, plumbing fittings and fixtures may cause metals, including lead and copper, to enter drinking water. To assess corrosion of lead and copper, Little Lake Weir conducts tap sampling for lead and copper at selected sites every three years. Complete lead tap sampling results are available for review. If you would like to view a copy of results, contact, CSWR-Florida at support@cswrflorida.com.

In compliance with Federal Regulation (40 CFR Part 141 Subpart 1) CSWR finds it necessary for the health and safety of our customers to adopt lead control standards which ban the use of lead materials in the public drinking water system and private plumbing connected to the public drinking water system. For more information, visit bit.ly/IdentifyingLead.

CSWR-Florida has completed the Lead Service Line Inventory, please visit <https://centralstateswaterresources.com/florida-lsli/>





All Drinking Water May Contain Contaminants

Drinking water, including bottled water, may reasonably be expected to contain at least small amounts of some contaminants. The presence of contaminants does not necessarily indicate that water poses a health risk. More information about contaminants and potential health effects can be obtained by calling the EPA Safe Drinking Water Hotline (800-426-4791).

How to Participate

Protecting drinking water at its source is an important part of the process to treat and deliver high quality water. It takes a community effort to protect shared resources. This includes utilities, businesses, residents, government and non-profit organizations.

What can you do?

-  Properly dispose of pharmaceuticals, household chemicals, oils and paints.
-  Clean up after your pets and limit the use of fertilizers and pesticides.
-  Take part in watershed activities or volunteer outreach programs.
-  Clean up heating or fuel tank leaks with cat litter. Sweep material and seal in bag. Check with local facility for disposal.

Please contact CSWR-Florida at 1-855-476-1942 if you have any questions.

2024 Consumer Confidence Report Data Table Little Lake Weir Subdivision This report contains important information about your drinking water. Este informe contiene información muy importante sobre el aqua usted bebe. Tradúscalo ó hable con alguien que lo entienda bien.								
Microbiological Contaminants	Violation Y or N	Result			TT	MCLG	Sample Date	Likely Source of Contamination
Total Coliform Bacteria	Y	Positive			TT	N/A	4/16/2024	Naturally present in the environment
Stage 1 Disinfectant	Violation Y or N	Running Annual Average (RAA)	Range of All Samples (Low-High)		MRDL	MRDLG	Sample Date	Likely Source of Contamination
Chlorine (ppm)	N	1.19	0.5-2.4		4	4	2024	Water additive used to control microbes
Stage II Disinfection Byproducts	Violation Y or N	Running Annual Average (RAA)	Range of All Samples (Low-High)		MCL	MCLG	Sample Date	Likely Source of Contamination
Haloacetic Acids (HAA5) (ppb)	N	1.985	1.74-2.23		60	N/A	2024	By-product of drinking water disinfection
Total Trihalomethanes (TTHM)	N	1.47	1.19-1.74		80	N/A	2024	By-product of drinking water disinfection
Lead and Copper	90th Percentile	Range of Tap Sample Results	AL Exceeded Y or N	No. of sampling sites exceeding the AL	AL	MCLG	Sample Date (mo/yr)	Likely Source of Contamination
Copper [tap water] (ppm)	0.026	0.025 - 0.033	N	0	1.3	1.3	Sep-24	Corrosion of household plumbing systems; Erosion of natural deposits; Leaching from wood preservatives
Inorganic Chemicals (IOC)	Violation Y or N	Highest Level Detected	Range of All Samples (Low-High)		MCL	MCLG	Sample Date	Likely Source of Contamination
Barium (ppm)	N	0.007	N/A		2	2	10/23/2024	Discharge of drilling wastes; discharge from metal refineries; erosion of natural deposits
Fluoride (ppm)	N	0.08	N/A		4	4	10/23/2024	Erosion of natural deposits; discharge from fertilizer and aluminum. Water additive which promotes strong teeth at the optimum level of 0.7 ppm
Lead [point of entry] (ppb)	N	1.7	N/A		15	0	10/23/2024	Residue from man-made pollution such as auto emissions and paint; lead pipe, casing, and solder
Nitrate [as Nitrogen] (ppm)	N	4.1	0-4.1		10	10	2024	Runoff from fertilizer use; leaching from septic tanks, sewage; erosion of natural deposits
Sodium (ppm)	N	8.4	N/A		160	N/A	10/23/2024	Saltwater intrusion, leaching from soil

PFAS

Your drinking water was sampled for the presence and concentration of different per- and polyfluoroalkyl substances, some known by the acronyms PFAS, PFOA, PFNA, PFHxS, PFBS, and GenX. PFAS are man-made chemicals that are resistant to heat, water, and oil. They have been used since the 1940s to manufacture various consumer products, including fire-fighting foam and stain resistant, water-resistant, and nonstick items. Many PFAS do not break down easily and can build up in people, animals, and the environment over time. Scientific studies have shown that exposure to certain PFAS can be harmful to people and animals, depending on the level and duration of exposure.

Little Lake Weir reported no PFAS detections in 2024.

2024 Violations			
Violation	Explanation, Health Effects	Time Period	Corrective Action
Level 1 Assessment Trigger - Coliform: During April 2024 a positive Coliform sample triggered a level 1 assessment	During routine monitoring, our water system tested positive for total coliforms. Coliforms are bacteria that are naturally present in the environment and are used as an indicator that other, potentially harmful, waterborne pathogens may be present or that a potential pathway exists through which contamination may enter the drinking water distribution system. We found coliforms indicating the need to look for potential problems in	Apr-24	The level 1 assessment was completed 6/9/2024

*Please share this information with other people who drink this water, especially those who may not have received this notice directly (for example, people in apartments, nursing homes, schools, and businesses). You can do this by posting this notice in a public place or distributing copies by hand or mail.

Definition of Terms:

Action Level (AL): The concentration of a contaminant, which, if exceeded, triggers treatment or other requirements that a water system must follow.

Action Level Goal (ALG): The level of contaminant in drinking water below which there is no known or expected risk of health. ALGs allow for a margin of safety.

Average (Avg): Regulatory compliance with some MCLs are based on a running annual average of monthly samples.

Level 1 Assessment: A study of the water system to identify potential problems and determine (if possible) why total coliform bacteria have been found in our water system.

Level 2 Assessment: A very detailed study of the water system to identify potential problems and determine (if possible) why an E. coli MCL violation has occurred and/or why total coliform bacteria have been found in our water system on multiple occassions.

Maximum Contaminant Level (MCL): The highest level of a contaminant that is allowed in drinking water, MCLs are set as close to the MCLGs as feasible using the best available treatment technology.

Maximum Contaminant Level Goal (MCLG): The level of a contaminant in drinking water below which there is no known or expected risk to health. MCLGs allow for a margin of safety.

Maximum Residual Disinfectant Level (MRDL): The highest level of a disinfectant allowed in drinking water. There is convincing evidence that the addition of a disinfectant is necessary for control of microbial contaminants.

Maximum Residual Disinfectant Level Goal (MRDLG): The level of a drinking water disinfectant below which there is no known or expected risk to health. MRDLGs do not reflect the benefits of the use of disinfectants to control microbial contaminants.

Million fibers per Liter (MFL): A measure of asbestos.

Millirems per Year (MREM): A measure of radiation absorbed by the body.

Not Applicable (NA): Sampling was not completed by regulation or was not required.

Not Detected (ND): Not detectable at reporting limit.

Nephelometric Turbidity Units (NTU): Measure of clarity or turbidity of the water.

Picocuries per liter (pCi/L): Measure of the natural rate of disintegration of radioactive contaminants in water.

Parts per million (ppm): One part substance per million parts water or milligram per liter (mg/L).

Parts per quadrillion (ppq): Parts per quadrillion, or picograms per liter (pg/L).

Parts per trillion (ppt): One part substance per trillion parts water or nanograms per liter (ng/L).

Treatment Technique (TT): A required process intended to reduce the level of a contaminant in drinking water.