

What is a Consumer Confidence Report (CCR)?

We proudly present our Annual Water Quality Report, also referred to as a CCR. CCRs provide customers with important information regarding the quality of their drinking water. They let customers know what contaminants, if any, were detected in their drinking water, as well as associated potential health effects. We are pleased to report the results of the laboratory testing of your drinking water during the calendar year of 2024. For your information, we have compiled a list of tables showing the testing of your drinking water during 2024.

Our Mission

Central States Water Resources (CSWR) is working to bring safe, reliable, and environmentally responsible water resources to every community in the U.S.

Our Vision

CSWR is transforming how water utilities work by using technology and innovation to quickly assess and invest in reliable infrastructure that meets or exceeds stringent state and federal safety standards, ensuring all communities across the U.S. have access to safe, clean and reliable water resources while protecting the aquifers, lakes, rivers and streams that are essential to our world.



Name
Address Line 1
Address Line 2



Oak Haven
Quadruplexes
PWS ID 3424106
Annual Water Quality Report
2024

ATTENTION: Landlords and Apartment Owners!

Please share a copy of this notice with your tenants. It includes important information about their drinking water quality.

2024 ANNUAL DRINKING WATER QUALITY REPORT

We are pleased to present our Annual Drinking Water Quality Report to you covering the period from January 1, 2024 to December 31, 2024. This report is a summary of the quality of the water we provide to our customers. The analysis was made by using the data from the most recent U.S. Environmental Protection Agency (EPA) required tests. We hope this information helps you become more knowledgeable about what's in your drinking water.

Where Does Our Drinking Water Come From?

The sources of drinking water (both tap water and bottled water) include rivers, lakes, streams, ponds, reservoirs, springs, and wells. **Your water source: One groundwater well from the Floridan Aquifer. The water supplied to you is treated with chlorine to maintain disinfection in the distribution system. The water is also treated with polyphosphate for iron sequestration.**

Source Water Assessment Plan (SWAPP)

in 2024, the Florida Department of Environmental Protection (DEP) performed a Source Water Assessment of our system. The assessment was conducted to provide information about any potential sources of contamination in the vicinity of our wells. There are **no potential sources of contamination**. The assessment results are available on the DEP Source Water Assessment and Protection Program (SWAPP) website at <https://prodapps.dep.state.fl.us/swapp/> or they can be obtained from support@cswrflorida.com

What Contaminants Can Be In Our Drinking Water?

As water travels over the surface of the land or through the ground, it dissolves naturally occurring minerals and, in some cases, can pick up substances resulting from the presence of animals or from human activity. Contaminants that may be present in source water include:

- **Microbial** contaminants, such as viruses and bacteria, which may come from sewage treatment plants, septic systems, agricultural livestock operations, and wildlife.
- **Inorganic** contaminants, such as salts and metals, which can be naturally-occurring or result from urban storm water runoff, industrial or domestic wastewater discharges, oil and gas production, mining, or farming.
- **Pesticides and herbicides**, which may come from a variety of sources such as agriculture, urban storm water runoff, and residential uses.
- **Organic** chemical contaminants, including synthetic and volatile organic chemicals, which are by-products of industrial processes and petroleum production, and can also come from gas stations, urban storm water runoff, and septic systems.
- **Radioactive** contaminants, which can be naturally-occurring or be the result of oil and gas production and mining activities.

Am I at Risk?

In order to ensure that tap water is safe to drink, EPA prescribes regulations which limit the amount of certain contaminants in water provided by public water systems. FDA regulations establish limits for contaminants in bottled water which must provide the same protection for public health.

Special Health Information

Some people may be more vulnerable to contaminants in drinking water than the general population. Immuno-compromised persons such as persons with cancer undergoing chemotherapy, persons who have undergone organ transplants, people with HIV/AIDS or other immune system disorders, some elderly, and infants can be particularly at risk from small amounts of contamination. These people should seek advice about drinking water from their health care providers. U.S. Environmental Protection Agency/Center for Disease Control guidelines on appropriate means to lessen the risk of infection by Cryptosporidium and other microbiological contaminants are available from the Safe Drinking Water Hotline (800) 426-4791.

Lead and Drinking Water

Lead can cause serious health effects in people of all ages, especially pregnant people, infants (both formula-fed and breastfed), and young children. Lead in drinking water is primarily from materials and parts used in service lines and in home plumbing. CSWR-Florida is responsible for providing high quality drinking water and removing lead pipes but cannot control the variety of materials used in the plumbing in your home. Because lead levels may vary over time, lead exposure is possible even when your tap sampling results do not detect lead at one point in time. You can help protect yourself and your family by identifying and removing lead materials within your home plumbing and taking steps to reduce your family's risk. Using a filter, certified by an American National Standards Institute accredited certifier to reduce lead, is effective in reducing lead exposures. Follow the instructions provided with the filter to ensure the filter is used properly. Use only cold water for drinking, cooking, and making baby formula. Boiling water does not remove lead from water. Before using tap water for drinking, cooking, or making baby formula, flush your pipes for several minutes. You can do this by running your tap, taking a shower, doing laundry or a load of dishes. If you have a lead service line or galvanized requiring replacement service line, you may need to flush your pipes for a longer period. If you are concerned about lead in your water and wish to have your water tested, contact CSWR-Florida at 1-855-476-1942. Information on lead in drinking water, testing methods, and steps you can take to minimize exposure is available at <https://www.epa.gov/safewater/lead>

PWS ID#: 3424106

Corrosion of pipes, plumbing fittings and fixtures may cause metals, including lead and copper, to enter drinking water. To assess corrosion of lead and copper, Oak Haven conducts tap sampling for lead and copper at selected sites every three years. Complete lead tap sampling results are available for review. If you would like to view a copy of results, contact, CSWR-Florida at support@cswrflorida.com.

In compliance with Federal Regulation (40 CFR Part 141 Subpart 1) CSWR finds it necessary for the health and safety of our customers to adopt lead control standards which ban the use of lead materials in the public drinking water system and private plumbing connected to the public drinking water system. For more information, visit bit.ly/IdentifyingLead.

CSWR-Florida has completed the Lead Service Line Inventory, please visit <https://centralstateswaterresources.com/florida-lsli/>





All Drinking Water May Contain Contaminants

Drinking water, including bottled water, may reasonably be expected to contain at least small amounts of some contaminants. The presence of contaminants does not necessarily indicate that water poses a health risk. More information about contaminants and potential health effects can be obtained by calling the EPA Safe Drinking Water Hotline (800-426-4791).

How to Participate

Protecting drinking water at its source is an important part of the process to treat and deliver high quality water. It takes a community effort to protect shared resources. This includes utilities, businesses, residents, government and non-profit organizations.

What can you do?

-  Properly dispose of pharmaceuticals, household chemicals, oils and paints.
-  Clean up after your pets and limit the use of fertilizers and pesticides.
-  Take part in watershed activities or volunteer outreach programs.
-  Clean up heating or fuel tank leaks with cat litter. Sweep material and seal in bag. Check with local facility for disposal.

Please contact CSWR-Florida at 1-855-476-1942 if you have any questions.

2024 Consumer Confidence Report Data Table Oak Haven Quadruplexes							
This report contains important information about your drinking water. Este informe contiene información muy importante sobre el agua usted bebe. Tradúscalo ó hable con alguien que lo entienda bien.							
Stage 1 Disinfectant	Violation Y or N	Running Annual Average (RAA)	Range of All Samples (Low-High)	MRDL	MRDLG	Sample Date	Likely Source of Contamination
Chlorine (ppm)	N	1.33	0.2-3.5	4	4	2024	Water additive used to control microbes
Stage II Disinfection Byproducts	Violation Y or N	Running Annual Average (RAA)	Range of All Samples (Low-High)	MCL	MCLG	Sample Date	Likely Source of Contamination
Haloacetic Acids (HAA5) (ppb)	N	11.76	N/A	60	N/A	2024	By-product of drinking water disinfection
Total Trihalomethanes (TTHM) (ppb)	N	59.04	N/A	80	N/A	2024	By-product of drinking water disinfection
Inorganic Chemicals (IOC)	Violation Y or N	Highest Level Detected	Range of All Samples (Low-High)	MCL	MCLG	Sample Date	Likely Source of Contamination
Arsenic (ppb)	N	0.9	N/A	10	0	4/30/2024	Erosion of natural deposits; runoff from orchards; runoff from glass and electronics production wastes
Barium (ppm)	N	0.0067	N/A	2	2	4/30/2024	Discharge of drilling wastes; discharge from metal refineries; erosion of natural deposits
Fluoride (ppm)	N	0.23	N/A	4	4	4/30/2024	Erosion of natural deposits; discharge from fertilizer and aluminum. Water additive which promotes strong teeth at the optimum level of 0.7 ppm
Nitrate [as Nitrogen] (ppm)	N	0.13	0-0.13	10	10	2024	Runoff from fertilizer use; leaching from septic tanks, sewage; erosion of natural deposits
Sodium (ppm)	N	18	N/A	160	N/A	4/30/2024	Saltwater intrusion, leaching from soil
Radioactive Contaminants	Violation Y or N	Highest Level Detected	Range of All Samples (Low-High)	MCL	MCLG	Sample Date	Likely Source of Contamination
Gross Alpha Including Radon and Uranium (pCi/L)	N	1.1	N/A	30	0	4/30/2024	Erosion of natural deposits
Radium 228 (pCi/L)	N	1.7	N/A	5	0	4/30/2024	Erosion of natural deposits
Additional Health Information:							
Arsenic: While your drinking water meets U.S. Environmental Protection Agency's (EPA) standard for arsenic, it does contain low levels of arsenic. EPA's standard balances the current understanding of arsenic's possible health effects against the costs of removing arsenic from drinking water. EPA continues to research the health effects of low levels of arsenic, which is a mineral known to cause cancer in humans at high concentrations and is linked to other health effects such as skin damage and circulatory problems.							

PFAS

Your drinking water was sampled for the presence and concentration of different per- and polyfluoroalkyl substances, some known by the acronyms PFAS, PFOA, PFNA, PFHxS, PFBS, and GenX. PFAS are man-made chemicals that are resistant to heat, water, and oil. They have been used since the 1940s to manufacture various consumer products, including fire-fighting foam and stain resistant, water-resistant, and nonstick items. Many PFAS do not break down easily and can build up in people, animals, and the environment over time. Scientific studies have shown that exposure to certain PFAS can be harmful to people and animals, depending on the level and duration of exposure.

2024 PFAS Test Results		
Contaminant	Highest LeceL Detected	MCL
PFOA (in parts per trillion)	32	4.0 ppt
PFOS (in parts per trillion)	70	4.0 ppt
PFHxS (in parts per trillion)	16	10 ppt

2024 Violations			
Violation	Explanation, Health Effects	Time Period	Corrective Action
Monitoring & Reporting - Oxamyl (vydate): During 2024 we did not sample for synthetic contaminant oxamyl (vydate)	We are required to monitor your drinking water for specific contaminants on a regular basis. Results of regular monitoring are an indicator of whether or not our drinking water meets health standards. During 2024 we did not sample for synthetic organic contaminants oxamyl (vydate) and carbofuran and therefore cannot be sure the quality of your drinking water during that time.	2024	Oxamyl: This organic chemical is used as a pesticide for the control of insects and other pests. It may get into drinking water by runoff into surface water or leaching into ground water. This chemical has been shown to damage the kidneys of laboratory animals such as rats when exposed at high levels over their lifetimes. EPA has set the drinking water standard for oxamyl at 0.2 parts per million to protect against the risk of these adverse health effects. Drinking water that meets the EPA standard is associated with little to none of this risk and should be considered safe with respect to oxamyl.
Monitoring & Reporting - Carbofuran: During 2024 we did not sample for synthetic contaminant carbofuran	We are required to monitor your drinking water for specific contaminants on a regular basis. Results of regular monitoring are an indicator of whether or not our drinking water meets health standards. During 2024 we did not sample for synthetic organic contaminants oxamyl (vydate) and carbofuran and therefore cannot be sure the quality of your drinking water during that time.	2024	Carbofuran: This organic chemical is a pesticide. When soil and climatic conditions are favorable, carbofuran may get into drinking water by runoff into surface water or by leaching into ground water. This chemical has been shown to damage the nervous and reproductive systems of laboratory animals such as rats and mice exposed at high levels over their lifetimes. Some humans who were exposed to relatively large amounts of this chemical during their working careers also suffered damage to the nervous system. Effects on the nervous system are generally rapidly reversible. EPA has set the drinking water standard for carbofuran at 0.04 parts per million to protect against the risk of these adverse health effects. Drinking water that meets the EPA standard is associated with little to none of this risk and is considered safe with respect to carbofuran.

*Please share this information with other people who drink this water, especially those who may not have received this notice directly (for example, people in apartments, nursing homes, schools, and businesses). You can do this by posting this notice in a public place or distributing copies by hand or mail.

Definition of Terms:

Action Level (AL): The concentration of a contaminant, which, if exceeded, triggers treatment or other requirements that a water system must follow.

Action Level Goal (ALG): The level of contaminant in drinking water below which there is no known or expected risk of health. ALGs allow for a margin of safety.

Average (Avg): Regulatory compliance with some MCLs are based on a running annual average of monthly samples.

Level 1 Assessment: A study of the water system to identify potential problems and determine (if possible) why total coliform bacteria have been found in our water system.

Level 2 Assessment: A very detailed study of the water system to identify potential problems and determine (if possible) why an E. coli MCL violation has occurred and/or why total coliform bacteria have been found in our water system on multiple occassions.

Maximum Contaminant Level (MCL): The highest level of a contaminant that is allowed in drinking water, MCLs are set as close to the MCLGs as feasible using the best available treatment technology.

Maximum Contaminant Level Goal (MCLG): The level of a contaminant in drinking water below which there is no known or expected risk to health. MCLGs allow for a margin of safety.

Maximum Residual Disinfectant Level (MRDL): The highest level of a disinfectant allowed in drinking water. There is convincing evidence that the addition of a disinfectant is necessary for control of microbial contaminants.

Maximum Residual Disinfectant Level Goal (MRDLG): The level of a drinking water disinfectant below which there is no known or expected risk to health. MRDLGs do not reflect the benefits of the use of disinfectants to control microbial contaminants.

Million fibers per Liter (MFL): A measure of asbestos.

Millirems per Year (MREM): A measure of radiation absorbed by the body.

Not Applicable (NA): Sampling was not completed by regulation or was not required.

Not Detected (ND): Not detectable at reporting limit.

Nephelometric Turbidity Units (NTU): Measure of clarity or turbidity of the water.

Picocuries per liter (pCi/L): Measure of the natural rate of disintegration of radioactive contaminants in water.

Parts per million (ppm): One part substance per million parts water or milligram per liter (mg/l).

Parts per quadrillion (ppq): Parts per quadrillion, or picograms per liter (pg/L).

Parts per trillion (ppt): One part substance per trillion parts water or nanograms per liter (ng/L).

Treatment Technique (TT): A required process intended to reduce the level of a contaminant in drinking water.