

What is a Consumer Confidence Report (CCR)?

We proudly present our Annual Water Quality Report, also referred to as a CCR. CCRs provide customers with important information regarding the quality of their drinking water. They let customers know what contaminants, if any, were detected in their drinking water, as well as associated potential health effects. We are pleased to report the results of the laboratory testing of your drinking water during the calendar year of 2024. For your information, we have compiled a list of tables showing the testing of your drinking water during 2024.

This water quality report includes a table with the most recent water testing results within the last 5 years. The table shows if different germs and chemicals were in a safe range and met EPA's health standards. Look for the column in the table called "TT or MCL violation," to see if your utility found unsafe levels of any germs or chemicals.

Our Mission

Central States Water Resources (CSWR) is working to bring safe, reliable, and environmentally responsible water resources to every community in the U.S.

Our Vision

CSWR is transforming how water utilities work by using technology and innovation to quickly assess and invest in reliable infrastructure that meets or exceeds stringent state and federal safety standards, ensuring all communities across the U.S. have access to safe, clean and reliable water resources while protecting the aquifers, lakes, rivers and streams that are essential to our world.



Name
Address Line 1
Address Line 2



Q Mountain
PWS ID AZ0415096
Annual Water Quality Report
2024

ATTENTION: Landlords and Apartment Owners!

Please share a copy of this notice with your tenants. It includes important information about their drinking water quality.

2024 ANNUAL DRINKING WATER QUALITY REPORT

We are pleased to present our Annual Drinking Water Quality Report to you covering the period from January 1, 2024 to December 31, 2024. This report is a summary of the quality of the water we provide to our customers. The analysis was made by using the data from the most recent U.S. Environmental Protection Agency (EPA) required tests. We hope this information helps you become more knowledgeable about what's in your drinking water.

Where Does Our Drinking Water Come From?

The sources of drinking water (both tap water and bottled water) include rivers, lakes, streams, ponds, reservoirs, springs, and wells.

Your water source: Parker Groundwater Basin within the Colorado River Watershed
Source Water Assessment

Based on the information currently available on the hydrogeologic settings of and the adjacent land uses that are in the specified proximity of the drinking water source(s) of this public water system, the department **did not assess** the degree to which this public water system drinking water source(s) are protected. A low-risk designation indicated that most source water protection measures are either already implemented, or the hydrogeology is such that the source water protection measures will have little impact on protection.

What Contaminants Can Be In Our Drinking Water?

As water travels over the surface of the land or through the ground, it dissolves naturally occurring minerals and, in some cases, can pick up substances resulting from the presence of animals or from human activity. Contaminants that may be present in source water include:

- **Microbial** contaminants, such as viruses and bacteria, which may come from sewage treatment plants, septic systems, agricultural livestock operations, and wildlife.
- **Inorganic** contaminants, such as salts and metals, which can be naturally-occurring or result from urban storm water runoff, industrial or domestic wastewater discharges, oil and gas production, mining, or farming.
- **Pesticides and herbicides**, which may come from a variety of sources such as agriculture, urban storm water runoff, and residential uses.
- **Organic** chemical contaminants, including synthetic and volatile organic chemicals, which are by-products of industrial processes and petroleum production, and can also come from gas stations, urban storm water runoff, and septic systems.
- **Radioactive** contaminants, which can be naturally-occurring or be the result of oil and gas production and mining activities.

Am I at Risk?

In order to ensure that tap water is safe to drink, EPA prescribes regulations which limit the amount of certain contaminants in water provided by public water systems. FDA regulations establish limits for contaminants in bottled water which must provide the same protection for public health.

Lead and Drinking Water

Lead can cause serious health problems, especially for pregnant women and young children. Lead in drinking water is primarily from materials and components associated with service lines and home plumbing.

Cactus State is responsible for providing high quality drinking water and removing lead pipes, but cannot control the variety of materials used in plumbing components in your home. You share the responsibility for protecting yourself and your family from the lead in your home plumbing. You can take responsibility by identifying and removing lead materials within your home plumbing and taking steps to reduce your family's risk. Before drinking tap water, flush your pipes for several minutes by running your tap, taking a shower, doing laundry or a load of dishes. You can also use a filter certified by an American National Standards Institute accredited certifier to reduce lead in drinking water. To address lead in drinking water, public water systems were required to develop and maintain an inventory of service line materials by Oct 16, 2024. Developing an inventory and identifying the location of lead service lines (LSL) is the first step for beginning LSL replacement and protecting public health. The lead service inventory may be viewed online at: <https://centralstateswaterresources.com/arizona-lsli/>. Please contact us if you would like more information about the inventory or any lead sampling that has been done.

If you are concerned about lead in your water and wish to have your water tested, contact Cactus State at 1-800-670-4869. Information on lead in drinking water, testing methods, and steps you can take to minimize exposure is available at <http://www.epa.gov/safewater/lead>.

PWS ID#: AZ0415096

All Drinking Water May Contain Contaminants





Drinking water, including bottled water, may reasonably be expected to contain at least small amounts of some contaminants. The presence of contaminants does not necessarily indicate that water poses a health risk. In order to ensure that tap water is safe to drink, the Environmental Protection Agency (EPA) prescribes regulations which limit the amount of certain contaminants in water provided by public water systems. The Food and Drug Administration (FDA) regulations establish limits for contaminants in bottled water which must provide the same protection for public health. Some people may be more vulnerable to contaminants in drinking water than the general population. Immuno-compromised persons such as persons with cancer undergoing chemotherapy, persons who have undergone organ transplants, people with HIV/AIDS or other immune system disorders, some elderly, and infants can be particularly at risk from infections. These people should seek advice about drinking water from their health care providers.

More information about contaminants, their potential health effects, and the appropriate means to lessen the risk can be obtained by calling the Environmental Protection Agency's Safe Drinking Water Hotline at 800-426-4791 or visiting the website epa.gov/safewater.

How to Participate

Protecting drinking water at its source is an important part of the process to treat and deliver high quality water. It takes a community effort to protect shared resources. This includes utilities, businesses, residents, government and non-profit organizations.

What can you do?

-  Properly dispose of pharmaceuticals, household chemicals, oils and paints.
-  Clean up after your pets and limit the use of fertilizers and pesticides.
-  Take part in watershed activities or volunteer outreach programs.
-  Clean up heating or fuel tank leaks with cat litter. Sweep material and seal in bag. Check with local facility for disposal.

2024 Consumer Confidence Report Data Table							
Q Mountain Water							
This report contains important information about your drinking water. Este informe contiene información muy importante sobre el agua usted bebe.							
Tradúscalo ó hable con alguien que lo entienda bien.							
Bacteriological	Violation Y or N	Highest No. of positive samples	Fecal Coliform or E. coli MCL	Total Coliform MCL	MCLG	Sample Date	Likely Source of Contamination
Coliform Bacteria	N	1	N/A	1 positive monthly sample	0	2024	Naturally present in the environment.
Disinfectants	Violation Y or N	Highest Level Detected	Range of All Samples (Low-High)	MRDL	MRDLG	Sample Date	Likely Source of Contamination
Chlorine (ppm)	N	1.1	0.46-1.1	4	4	2024	Water additive used to control microbes
Disinfection By-Products	Violation Y or N	Highest Level Detected*	Range of All Samples (Low-High)	MCL	MCLG	Sample Date	Likely Source of Contamination
Total Trihalomethanes (TTHM) (ppb)	N	1	N/A	80	N/A	2024	By-product of drinking water disinfection
Lead and Copper	Violation Y or N	90th Percentile	Number of Samples Exceeding AL	AL	ALG	Sample Date	Likely Source of Contamination
Copper [tap water] (ppm)	N	0.037	0	1.3	1.3	2024	Corrosion of household plumbing systems; Erosion of natural deposits; Leaching from wood preservatives
Lead [tap water] (ppb)	N	1.2	0	15	0	2024	Corrosion of household plumbing systems; Erosion of natural deposits.
Inorganic Chemicals (IOC)	Violation Y or N	Highest Level Detected	Range of All Samples (Low-High)	MCL	MCLG	Sample Date	Likely Source of Contamination
Arsenic (ppb)	N	1.6	N/A	10	0	5/10/2022	Erosion of natural deposits; Runoff from orchards; Runoff from glass and electronics production wastes.
Barium (ppm)	N	0.015	N/A	2	2	5/10/2022	Discharge of drilling wastes; discharge from metal refineries; erosion of natural deposits
Chromium (ppb)	N	1	N/A	100	100	5/10/2022	Discharge from steel and pulp mills; Erosion of natural deposits
Fluoride (ppm)	N	1.4	N/A	4	4	5/10/2022	Erosion of natural deposits; Water additive which promotes strong teeth; Discharge from fertilizer and aluminum factories
Nitrate [as Nitrogen] (ppm)	N	0.14	N/A	10	10	2024	Runoff from fertilizer use; Leaching from septic tanks, sewage; Erosion of natural deposits
Sodium (ppm)	N	250	N/A	3000	N/A	2024	Erosion of natural deposits.
Radioactive Contaminants	Violation Y or N	Highest Level Detected	Range of All Samples (Low-High)	MCL	MCLG	Sample Date	Likely Source of Contamination
Gross Alpha Excluding Radon and Uranium (pCi/L)	N	12	N/A	15	0	5/10/2022	Erosion of natural deposits

2024 Violations			
Violation and Explanation	Health Effects	Time Period	Corrective Action
LCR - Lead & Copper Monitoring & Reporting. We failed to test our drinking water for the contaminant and period indicated. Because of this failure, we cannot be sure of the quality of our drinking water during the period indicated.	The Lead and Copper Rule protects public health by minimizing lead and copper levels in drinking water, primarily by reducing water corrosivity. Lead and copper enter drinking water mainly from corrosion of lead and copper containing plumbing materials.	10/1/2023-2024	This violation returned to compliance 10/11/2024.

PFAS

Your drinking water was sampled for the presence and concentration of 29 different per- and polyfluoroalkyl substances, some known by the acronyms PFAS, PFOA, PFNA, PFHxS, PFBS, and GenX, a group of contaminants in the final stages of becoming regulated by the EPA. PFAS are man-made chemicals that are resistant to heat, water, and oil. They have been used since the 1940s to manufacture various consumer products, including fire-fighting foam and stain resistant, water-resistant, and nonstick items. Many PFAS do not break down easily and can build up in people, animals, and the environment over time. Scientific studies have shown that exposure to certain PFAS can be harmful to people and animals, depending on the level and duration of exposure. To learn more about this group of chemicals, we encourage you to visit the ADEQ website at <https://www.azdeq.gov/pfas-resources>. You may also read the ADEQ-provided “PFAS 101 Fact Sheet” or view ADEQ’s Introduction to PFAS video on YouTube at <https://www.youtube.com/watch?v=t44kSh0uKXE>

Q Mountain reported no PFAS detections in 2024.

*Please share this information with other people who drink this water, especially those who may not have received this notice directly (for example, people in apartments, nursing homes, schools, and businesses). You can do this by posting this notice in a public place or distributing copies by hand or mail.

Definition of Terms:

Action Level (AL): The concentration of a contaminant, which, if exceeded, triggers treatment or other requirements that a water system must follow.

Action Level Goal (ALG): The level of contaminant in drinking water below which there is no known or expected risk of health. ALGs allow for a margin of safety.

Average (Avg): Regulatory compliance with some MCLs are based on a running annual average of monthly samples.

Level 1 Assessment: A study of the water system to identify potential problems and determine (if possible) why total coliform bacteria have been found in our water system.

Level 2 Assessment: A very detailed study of the water system to identify potential problems and determine (if possible) why an E. coli MCL violation has occurred and/or why total coliform bacteria have been found in our water system on multiple occassions.

Maximum Contaminant Level (MCL): The highest level of a contaminant that is allowed in drinking water, MCLs are set as close to the MCLGs as feasible using the best available treatment technology.

Maximum Contaminant Level Goal (MCLG): The level of a contaminant in drinking water below which there is no known or expected risk to health. MCLGs allow for a margin of safety.

Maximum Residual Disinfectant Level (MRDL): The highest level of a disinfectant allowed in drinking water. There is convincing evidence that the addition of a disinfectant is necessary for control of microbial contaminants.

Maximum Residual Disinfectant Level Goal (MRDLG): The level of a drinking water disinfectant below which there is no known or expected risk to health. MRDLGs do not reflect the benefits of the use of disinfectants to control microbial contaminants.

Million fibers per Liter (MFL): A measure of asbestos.

Millirems per Year (MREM): A measure of radiation absorbed by the body.

Minimum Reporting Limit (MRL): The smallest concentration of a substance that can be reliably measured by a given analytical method" & "ppb: Parts per billion or Micrograms per liter (µg/L), equal to 1000 ppm.

Not Applicable (NA): Sampling was not completed by regulation or was not required.

Not Detected (ND): Not detectable at reporting limit.

Nephelometric Turbidity Units (NTU): Measure of clarity or turbidity of the water.

Picocuries per liter (pCi/L): Measure of the natural rate of disintegration of radioactive contaminants in water.

Parts per million (ppm): One part substance per million parts water or milligram per liter (mg/l).

Parts per quadrillion (ppq): Parts per quadrillion, or picograms pet liter (pg/L).

Parts per trillion (ppt): One part substance per trillion parts water or nanograms per liter (ng/L).

Treatment Technique (TT): A required process intended to reduce the level of a contaminant in drinking water.