

What is a Consumer Confidence Report (CCR)?

We proudly present our Annual Water Quality Report, also referred to as a CCR. CCRs provide customers with important information regarding the quality of their drinking water. They let customers know what contaminants, if any, were detected in their drinking water, as well as associated potential health effects. We are pleased to report the results of the laboratory testing of your drinking water during the calendar year of 2024. For your information, we have compiled a list of tables showing the testing of your drinking water during 2024.

Our Mission

Central States Water Resources (CSWR) is working to bring safe, reliable, and environmentally responsible water resources to every community in the U.S.

Our Vision

CSWR is transforming how water utilities work by using technology and innovation to quickly assess and invest in reliable infrastructure that meets or exceeds stringent state and federal safety standards, ensuring all communities across the U.S. have access to safe, clean and reliable water resources while protecting the aquifers, lakes, rivers and streams that are essential to our world.



Name
Address Line 1
Address Line 2



Bear Den Acres
PWS ID NC0156129
Annual Water Quality
Report
2024

ATTENTION: Landlords and Apartment Owners!

Please share a copy of this notice with your tenants. It includes important information about their drinking water quality.

2024 ANNUAL DRINKING WATER QUALITY REPORT

We are pleased to present our Annual Drinking Water Quality Report to you covering the period from January 1, 2024 to December 31, 2024. This report is a summary of the quality of the water we provide to our customers. The analysis was made by using the data from the most recent U.S. Environmental Protection Agency (EPA) required tests. We hope this information helps you become more knowledgeable about what's in your drinking water.

Where Does Our Drinking Water Come From?

The sources of drinking water (both tap water and bottled water) include rivers, lakes, streams, ponds, reservoirs, springs, and wells. **Your water source: The water that is used by this system is groundwater fed through three groundwater wells.**

Source Water Assessment

The NC Department of Environmental Quality (DEQ), Public Water Supply (PWS) Section, Source Water Assessment Program (SWAP) conducted assessments for all drinking water sources across North Carolina. The purpose of the assessments was to determine the susceptibility of each drinking water source to Potential Contaminant Sources (PCS). The relative susceptibility rating of each source for Bear Den Acres in September, 2020 was determined by combining the contaminant rating (number and location of PCSs within the assessment area) and the inherent vulnerability rating. **Well #1 has a lower susceptibility rating and Well #2 has a moderate susceptibility rating.** If you have any questions about the SWAP, please call Source Water Assessment staff at 919-707-9098. To view your SWAP visit <https://www.ncwater.org/?page=600>. Note that because SWAP results and reports are periodically updated by the PWS Section, the results available on this website may differ from the results that were available at the time this CCR was prepared. If you are unable to access your SWAP report on the web, you may mail a written request for a printed copy to: Source Water Assessment Program – Report Request, 1634 Mail Service Center, Raleigh, NC 27699-1634, or email requests to swap@deq.nc.gov. Please indicate your system name, number, and provide your name, mailing address and phone number. If you have any questions about the SWAP report, please contact the Source Water Assessment staff by phone at (919) 707-9098. It is important to understand that a susceptibility rating of “higher” does not imply poor water quality, only the system's potential to become contaminated by PCSs in the assessment area.

What Contaminants Can Be In Our Drinking Water?

As water travels over the surface of the land or through the ground, it dissolves naturally occurring minerals and, in some cases, can pick up substances resulting from the presence of animals or from human activity. Contaminants that may be present in source water include:

- **Microbial** contaminants, such as viruses and bacteria, which may come from sewage treatment plants, septic systems, agricultural livestock operations, and wildlife.
- **Inorganic** contaminants, such as salts and metals, which can be naturally-occurring or result from urban storm water runoff, industrial or domestic wastewater discharges, oil and gas production, mining, or farming.
- **Pesticides and herbicides**, which may come from a variety of sources such as agriculture, urban storm water runoff, and residential uses.
- **Organic chemical contaminants**, including synthetic and volatile organic chemicals, which are by-products of industrial processes and petroleum production, and can also come from gas stations, urban storm water runoff, and septic systems.
- **Radioactive contaminants**, which can be naturally-occurring or be the result of oil and gas production and mining activities.

Special Health Information

Some people may be more vulnerable to contaminants in drinking water than the general population. Immuno- compromised persons such as persons with cancer undergoing chemotherapy, persons who have undergone organ transplants, people with HIV/AIDS or other immune system disorders, some elderly, and infants can be particularly at risk from infections. These people should seek advice about drinking water from their health care providers. EPA/Centers for Disease Control (CDC) guidelines on appropriate means to lessen the risk of infection by Cryptosporidium and other microbial contaminants are available from the Safe Water Drinking Hotline (800-426-4791).

Lead and Drinking Water

Lead can cause serious health problems, especially for pregnant women and young children. Lead in drinking water is primarily from materials and components associated with service lines and home plumbing. **CSWR-North Carolina** is responsible for providing high quality drinking water and removing lead pipes, but cannot control the variety of materials used in plumbing components in your home. You share the responsibility for protecting yourself and your family from the lead in your home plumbing. You can take responsibility by identifying and removing lead materials within your home plumbing and taking steps to reduce your family's risk. Before drinking tap water, flush your pipes for several minutes by running your tap, taking a shower, doing laundry or a load of dishes. You can also use a filter certified by an American National Standards Institute accredited certifier to reduce lead in drinking water.

PWS ID#: NC0156129

If you are concerned about lead in your water and wish to have your water tested, contact **CSWR-North Carolina**. Information on lead in drinking water, testing methods, and steps you can take to minimize exposure is available at <http://www.epa.gov/safewater/lead>





All Drinking Water May Contain Contaminants

Drinking water, including bottled water, may reasonably be expected to contain at least small amounts of some contaminants. The presence of contaminants does not necessarily indicate that water poses a health risk. More information about contaminants and potential health effects can be obtained by calling the EPA Safe Drinking Water Hotline (800-426-4791).

How to Participate

Protecting drinking water at its source is an important part of the process to treat and deliver high quality water. It takes a community effort to protect shared resources. This includes utilities, businesses, residents, government and non-profit organizations.

What can you do?

-  Properly dispose of pharmaceuticals, household chemicals, oils and paints.
-  Clean up after your pets and limit the use of fertilizers and pesticides.
-  Take part in watershed activities or volunteer outreach programs.
-  Clean up heating or fuel tank leaks with cat litter. Sweep material and seal in bag. Check with local facility for disposal.

Lead Service Line Inventory

To address lead in drinking water, public water systems were required to develop and maintain an inventory of service line materials by Oct 16, 2024. Developing an inventory and identifying the location of lead service lines (LSL) is the first step for beginning LSL replacement and protecting public health. The lead service inventory may be viewed online at: <https://centralstateswaterresources.com/north-carolina-lsli/>
Am I at Risk?

In order to ensure that tap water is safe to drink, EPA prescribes regulations which limit the amount of certain contaminants in water provided by public water systems. FDA regulations establish limits for contaminants in bottled water which must provide the same protection for public health.

2024 Water Quality Test Results									
Bear Den Acres NC0156129									
Disinfectants	Violation Y or N	Running Annual Average (RAA)		Range of levels detected (Low-High)		MRDL	MRDLG	Sample Date	Likely Source of Contamination
Chlorine (ppm)	N	0.66		0.57-0.74		4	4	2024	Water additive to control microbes.
Contaminant (units)	Violation Y or N	Your Water (90th Percentile)	Range of levels detected (Low-High)		Number of Samples Exceeding AL	AL	MCLG	Sample Date	Likely Source of Contamination
Copper (ppm) (90th percentile)	N	0.056	0.031 - 0.047		0	1.3	1.3	8/9/2023 - 8/13/2023	Corrosion of household plumbing systems; erosion of natural deposits
Contaminant (units)	Your Water			Range of levels detected (Low-High)		SMCL		Sample Date	
Sodium (ppm)	7.1			N/A		N/A		9/20/2022	
pH	7.5			N/A		6.5-8.5		9/20/2022	
All Lead and Copper Sampling Results are available for viewing upon request of the customer. Please contact support@redbirduoc.com or 1-855-565-5273 for additional information.									

Bear Den Acres Water System reported no violations in 2024.

*Please share this information with other people who drink this water, especially those who may not have received this notice directly (for example, people in apartments, nursing homes, schools, and businesses). You can do this by posting this notice in a public place or distributing copies by hand or mail.

Definition of Terms:

- **Not-Applicable (N/A)** – Information not applicable/not required for that particular water system or for that particular rule.
- **Non-Detects (ND)** - Laboratory analysis indicates that the contaminant is not present at the level of detection set for the particular methodology used.
- **Parts per million (ppm) or Milligrams per liter (mg/L)** - One part per million corresponds to one minute in two years or a single penny in \$10,000.
- **Parts per billion (ppb) or Micrograms per liter (ug/L)** - One part per billion corresponds to one minute in 2,000 years, or a single penny in \$10,000,000.
- **Parts per trillion (ppt) or Nanograms per liter (nanograms/L)** - One part per trillion corresponds to one minute in 2,000,000 years, or a single penny in \$10,000,000,000.
- **Parts per quadrillion (ppq) or Picograms per liter (picograms/L)** - One part per quadrillion corresponds to one minute in 2,000,000,000 years or one penny in \$10,000,000,000,000.
- **Picocuries per liter (pCi/L)** - Picocuries per liter is a measure of the radioactivity in water.
- **Million Fibers per Liter (MFL)** - Million fibers per liter is a measure of the presence of asbestos fibers that are longer than 10 micrometers.
- **Nephelometric Turbidity Unit (NTU)** - Nephelometric turbidity unit is a measure of the clarity of water. Turbidity in excess of 5 NTU is just noticeable to the average person.
- **Variances and Exceptions** – State or EPA permission not to meet an MCL or Treatment Technique under certain conditions.
- **Action Level (AL)** - The concentration of a contaminant which, if exceeded, triggers treatment or other requirements which a water system must follow.
- **Treatment Technique (TT)** - A required process intended to reduce the level of a contaminant in drinking water.
- **Maximum Residual Disinfection Level (MRDL)** – The highest level of a disinfectant allowed in drinking water. There is convincing evidence that addition of a disinfectant is necessary for control of microbial contaminants.
- **Maximum Residual Disinfection Level Goal (MRDLG)** – The level of a drinking water disinfectant below which there is no known or expected risk to health. MRDLGs do not reflect the benefits of the use of disinfectants to control microbial contaminants.
- **Locational Running Annual Average (LRAA)** – The average of sample analytical results for samples taken at a particular monitoring location during the previous four calendar quarters under the Stage 2 Disinfectants and Disinfection Byproducts Rule.
- **Running Annual Average (RAA)** – The average of sample analytical results for samples taken during the previous four calendar quarters.
- **Level 1 Assessment** - A Level 1 assessment is a study of the water system to identify potential problems and determine (if possible) why total coliform bacteria have been found in our water system.
- **Level 2 Assessment** - A Level 2 assessment is a very detailed study of the water system to identify potential problems and determine (if possible) why an E. coli MCL violation has occurred and/or why total coliform bacteria have been found in our water system on multiple occasions.
 - **Maximum Contaminant Level (MCL)** - The highest level of a contaminant that is allowed in drinking water. MCLs are set as close to the MCLGs as feasible using the best available treatment technology.
 - **Maximum Contaminant Level Goal (MCLG)** - The level of a contaminant in drinking water below which there is no known or expected risk to health. MCLGs allow for a margin of safety.